

Harness to use the function is prepared in PCA series.

# PCA Series

## Mating harness

Model	Harness model #	Contents	Model	Harness model #	Contents
PCA600F	H-PA-14	· Harness for abnormal protection of series operation and parallel operation · Harness for master-slave operation	PCA600F-□-P2	H-PA-14	Harness for series operation and parallel operation (master-slave operation)
	H-PA-15	Harness for parallel operation and N+1 parallel redundancy operation		H-SN-48	Harness for using all functions of CN1 and CN2
	H-SN-48	Harness for using all functions of CN1 and CN2		H-SN-49	Harness for using all functions except remote sensing of CN1 and CN2
	H-SN-49	Harness for using all functions except remote sensing of CN1 and CN2		H-SN-50	Harness for using all functions of CN3
	H-SN-50	Harness for using all functions of CN3		H-SN-51	Harness for using all functions of CN4
	H-SN-51	Harness for using all functions of CN4		H-SN-52	Harness for using example remote ON/OFF circuit (C)
	H-SN-52	Harness for using example remote ON/OFF circuit (C)		H-SN-53	Harness for use in slave setting of master-slave operation
	H-SN-53	Harness for use in slave setting of master-slave operation		H-SN-54	Harness for use in effective setting of external output voltage adjustment
	H-SN-54	Harness for use in effective setting of external output voltage adjustment			

●Model number

## H-PA-14

Housing : PHDR-12VS (J.S.T.)  
Pin : SPHD-002T-P0.5 (J.S.T.)  
Weight : 3g max

●External view

●Wire

Pin #	Wire	AWG	Color
1	-	-	-
2	-	-	-
3	-	-	-
4	-	-	-
5	-	-	-
6	-	-	-
7	UL1061	28	pink
8	-	-	-
9	UL1061	28	yellow
10	UL1061	28	gray
11	UL1061	28	orange
12	UL1061	28	purple

●Wiring diagram

●Model number

## H-PA-15

Housing : PHDR-12VS (J.S.T.)  
Pin : SPHD-002T-P0.5 (J.S.T.)  
Weight : 3g max

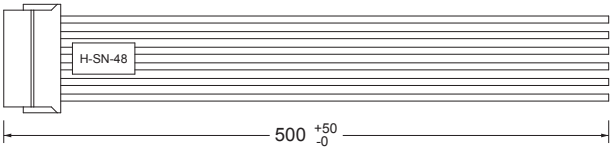
●External view


●Wire

Pin #	Wire	AWG	Color
1	-	-	-
2	-	-	-
3	-	-	-
4	-	-	-
5	UL1061	28	blue
6	UL1061	28	black
7	UL1061	28	pink
8	UL1061	28	green
9	-	-	-
10	UL1061	28	gray
11	UL1061	28	orange
12	UL1061	28	purple

●Wiring diagram

●Model number  
**H-SN-48**  
 Housing : PHDR-12VS (J.S.T.)  
 Pin : SPHD-002T-P0.5 (J.S.T.)  
 Weight : 10g max

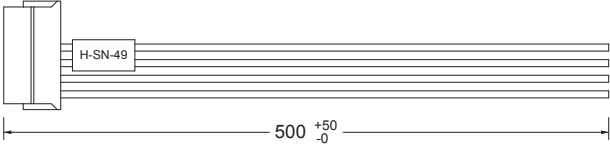
●External view  



●Wiring diagram  


●Wire

Pin #	Wire	AWG	Color
1	UL1061	28	red
2	-	-	-
3	-	-	-
4	UL1061	28	black
5	UL1061	28	blue
6	UL1061	28	black
7	UL1061	28	pink
8	UL1061	28	green
9	UL1061	28	yellow
10	UL1061	28	brown
11	UL1061	28	orange
12	UL1061	28	purple

●Model number  
**H-SN-49**  
 Housing : PHDR-12VS (J.S.T.)  
 Pin : SPHD-002T-P0.5 (J.S.T.)  
 Weight : 10g max

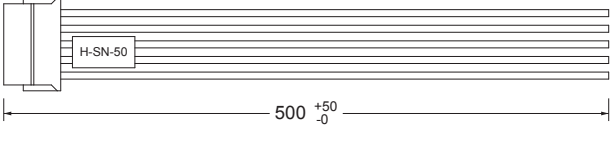
●External view  



●Wiring diagram  


●Wire

Pin #	Wire	AWG	Color
1	-	-	-
2	-	-	-
3	-	-	-
4	-	-	-
5	UL1061	28	blue
6	UL1061	28	black
7	UL1061	28	pink
8	UL1061	28	green
9	UL1061	28	yellow
10	UL1061	28	brown
11	UL1061	28	orange
12	UL1061	28	purple

●Model number  
**H-SN-50**  
 Housing : PHDR-10VS (J.S.T.)  
 Pin : SPHD-002T-P0.5 (J.S.T.)  
 Weight : 8g max

●External view  


●Wiring diagram  


●Wire

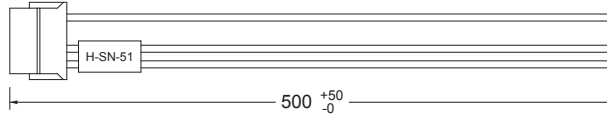
Pin #	Wire	AWG	Color
1	UL1061	24	orange
2	UL1061	24	white
3	UL1061	28	blue
4	UL1061	24	white
5	UL1061	28	yellow
6	UL1061	28	gray
7	UL1061	28	orange
8	UL1061	28	black
9	UL1061	28	purple
10	UL1061	28	green

●Model number

# H-SN-51

Housing : PHDR-08VS (J.S.T.)  
 Pin : SPHD-002T-P0.5 (J.S.T.)  
 Weight : 6g max

●External view



●Wiring diagram



●Wire

Pin #	Wire	AWG	Color
1	-	-	-
2	UL1061	28	brown
3	-	-	-
4	-	-	-
5	UL1061	28	blue
6	UL1061	28	orange
7	UL1061	28	pink
8	UL1061	28	brown

●Model number

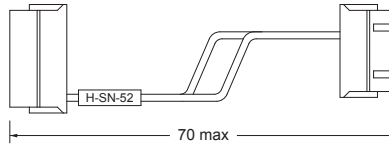
# H-SN-52

CN A :  
 Housing : PHDR-12VS (J.S.T.)  
 Pin : SPHD-002T-P0.5 (J.S.T.)

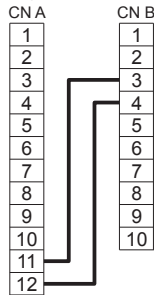
CN B :  
 Housing : PHDR-10VS (J.S.T.)  
 Pin : SPHD-002T-P0.5 (J.S.T.)

Weight : 3g max

●External view



●Wiring diagram



\* Pin #11 in CN A and #3 in CN B are connected by harness.  
 \* Pin #12 in CN A and #4 in CN B are connected by harness.

●Wire

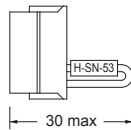
Pin #	Wire	AWG	Color	
CN A	1	-	-	
	2	-	-	
	3	-	-	
	4	-	-	
	5	-	-	
	6	-	-	
	7	-	-	
	8	-	-	
	9	-	-	
	10	-	-	
	11	UL1061	28	black
	12	UL1061	28	black
CN B	1	-	-	
	2	-	-	
	3	UL1061	28	black
	4	UL1061	28	black
	5	-	-	
	6	-	-	
	7	-	-	
	8	-	-	
	9	-	-	
	10	-	-	

●Model number


# H-SN-53

Housing : PHDR-10VS (J.S.T.)  
 Pin : SPHD-002T-P0.5 (J.S.T.)  
 Weight : 3g max

●External view



●Wiring diagram



\* Pin #8 and #10 are connected by harness.

●Wire

Pin #	Wire	AWG	Color
1	-	-	-
2	-	-	-
3	-	-	-
4	-	-	-
5	-	-	-
6	-	-	-
7	-	-	-
8	UL1061	28	green
9	-	-	-
10	UL1061	28	green

●Model number

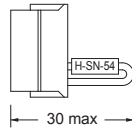
**H-SN-54**

Housing : PHDR-10VS (J.S.T.)

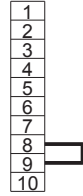
Pin : SPHD-002T-P0.5 (J.S.T.)

Weight : 3g max

●External view



●Wiring diagram



\* Pin #8 and #9 are connected by harness.

●Wire

Pin #	Wire	AWG	Color
1	-	-	-
2	-	-	-
3	-	-	-
4	-	-	-
5	-	-	-
6	-	-	-
7	-	-	-
8	UL1061	28	purple
9	UL1061	28	purple
10	-	-	-